


13000 series

Professional quick-break momentary pushbutton switches

Distinctive features and specifications



PC and panel mount models

UG1410A-R1

Bushing Ø 6,35 (1/4) and 11,9 (15/32)

UL and CECC approved

B2

ELECTRICAL SPECIFICATIONS

- Max. current/voltage rating with resistive load :
 - silver contacts (A-AD2) : 4A 30VDC
 - gold plated contacts (CD) : 100mA 30V
- Minimum load (AD2-CD contacts) : 10mA 50mV, 10µA 5V min.
- Initial contact resistance : 10 mΩ max.
- Insulation resistance : 1.000 MΩ min. at 500VDC
- Dielectric strength :
 - 1.000 Vrms 50 Hz min. between terminals
 - 2.000 Vrms 50 Hz min. between poles and between terminals and frame
- Contact bounce : 2 ms max.
- Electrical life :

Contacts	Max. current/voltage rating	Number of cycles
A	4A 30VDC	50.000
AD2	4A 30VDC (gold plating : 100mA 30VDC max.)	20.000
CD	100mA 30VDC	50.000
	Low level or mechanical life	150.000

MATERIALS

- Case : diallylphthalate (DAP)
- Actuator : brass, nickel plated
- Bushing : brass, nickel plated
- Housing : brass, nickel plated
- Contacts : **A** : silver
AD2 : silver, gold plated
(2 micron gold)
CD : brass, gold plated
- Terminal seal : epoxy

Note : AD2 contacts can be used for high level applications. In this case, the gold layer is considered only as a protection against oxidation during storage.

GENERAL SPECIFICATIONS

- Torque : 1,25 Nm (.922 Ft.lb) max. applied to nut
- Standard panel thickness : 2 mm (.078) max.
- Total travel : 2 mm (.078)
- Operating temperature : -40°C to +85°C

The company reserves the right to change specifications without notice.

13000 series

Professional quick-break momentary pushbutton switches

Specifications

RELIABILITY - RUN-IN TEST

Upon request, each individual switch can be submitted to a low level run-in test of 50 or 250 cycles to ensure suitability for special applications requiring a very high level of reliability (military, space, etc.).

AGENCY APPROVALS



Designed to **MIL** specifications

Availability :

UL : all models with silver or gold plated silver contacts

CECC : consult factory for details of approved models.

Marking : to order switches marked UL or CECC, complete appropriate box of ordering format.

Dimensions : first dimensions are in mm while inches are shown as bracketed numbers.



Sealing boots are available to protect the switches against dust and water. They are presented in section H.



Mounting accessories : standard hardware supplied with all models : 2 hex nuts 8 mm (.314) across flats, 1 locking ring and 1 lockwasher.

Standard and special hardware available are presented in section I.

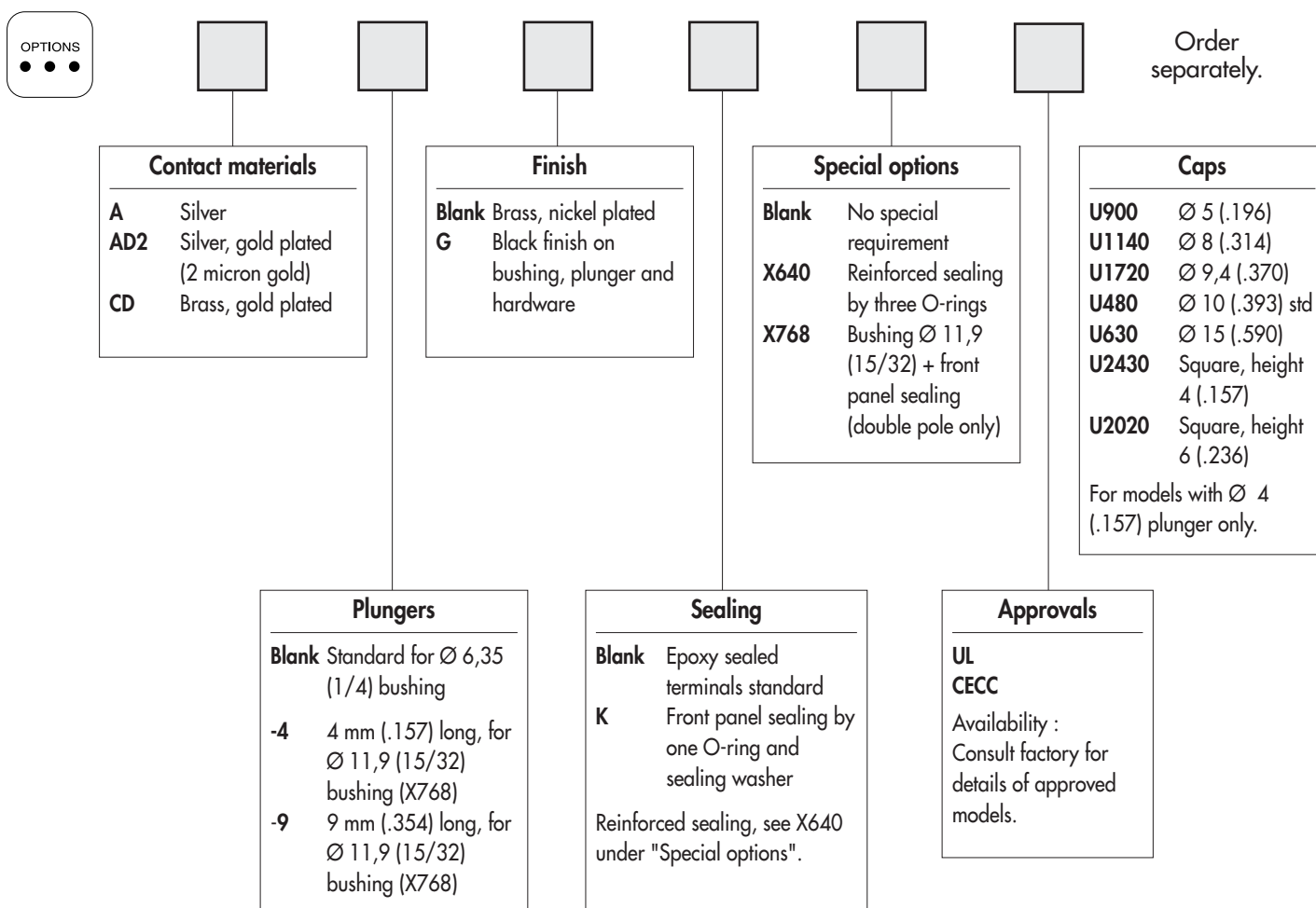
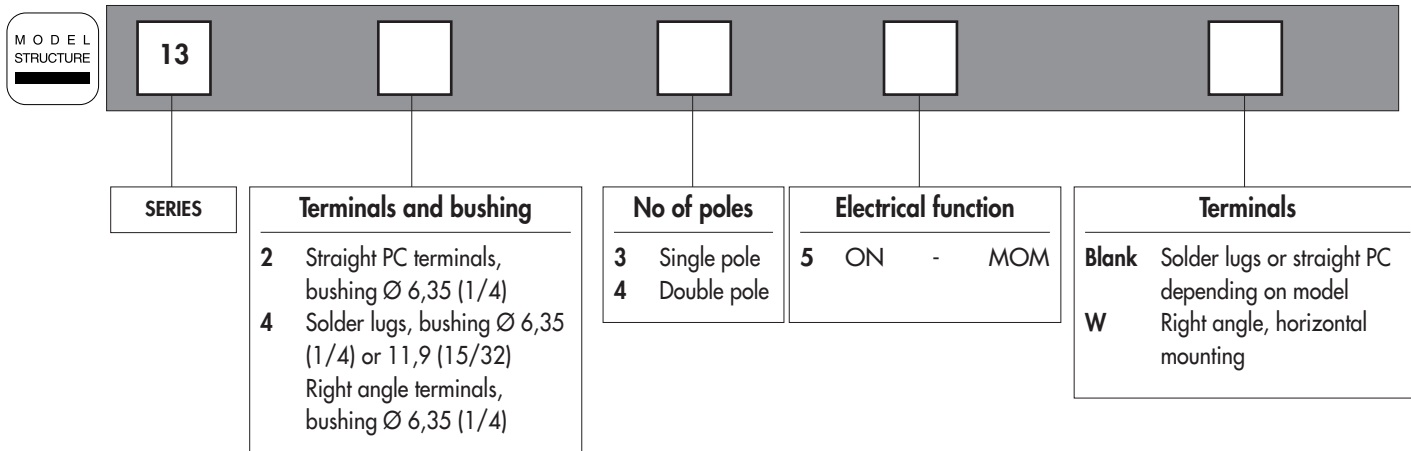


Packaging unit : 50 pieces.

13000 series

Professional quick-break momentary pushbutton switches

Overview



NOTICE : please note that not all combinations of above numbers are available. Refer to the following pages for further information.

ABOUT THIS SERIES

On the following pages, you will find successively :

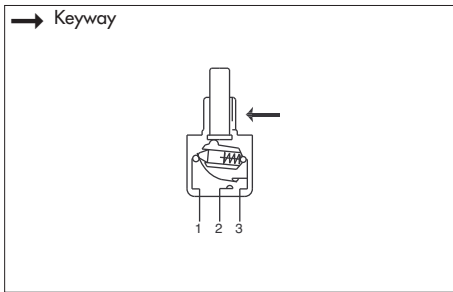
- model structure of switches
- options in the same order as in above chart



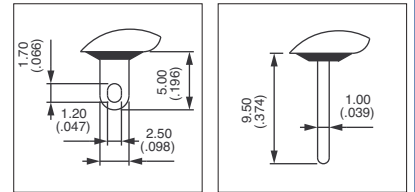
13000 series

Professional quick-break momentary pushbutton switches

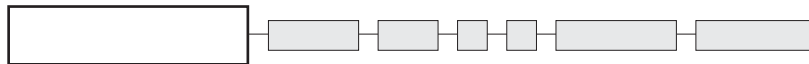
Solder lug terminals : 13400 - Straight PC terminals : 13200



- Threaded bushing $\varnothing 6,35$ mm (1/4)
- Epoxy sealed terminals standard



MODEL STRUCTURE



B2

Solder lug terminals : 13400

→ Keyway



Single pole
13435

Double pole
13445



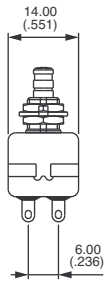
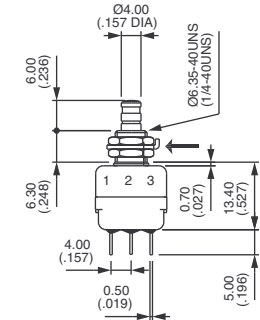
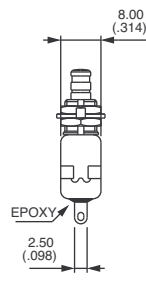
1-3

ON



1-2

MOM



Straight PC terminals : 13200

→ Keyway



Single pole
13235

Double pole
13245



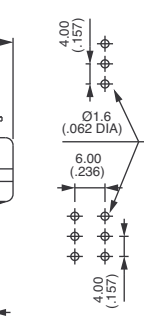
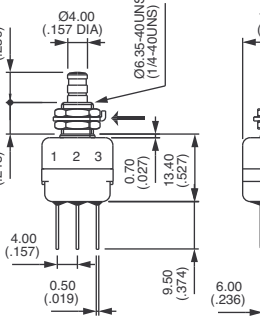
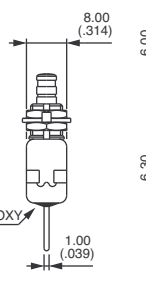
1-3

ON



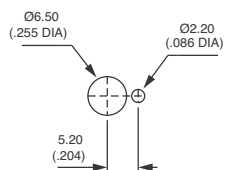
1-2

MOM

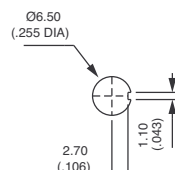


PANEL CUT-OUT

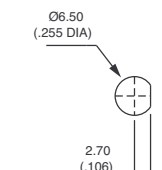
13400 - 13200



Standard



With K
sealing option



With X640
sealing option

13000 series


Professional quick-break momentary pushbutton switches

Right angle terminals : 13400W

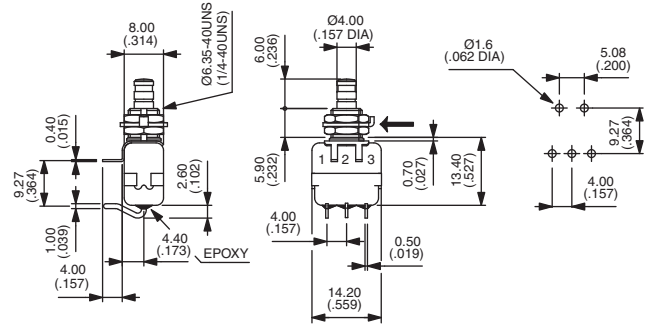
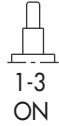


Right angle terminals - single pole

→ Keyway



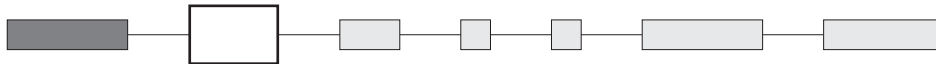
13435W



B2

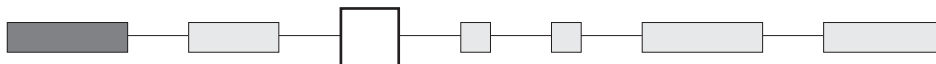
Panel cut-out, see previous page.

CONTACT MATERIALS



- A Silver
- AD2 Silver, gold plated (2 micron gold)
- CD Brass, gold plated

PLUNGER



Dash compulsory before plunger code.

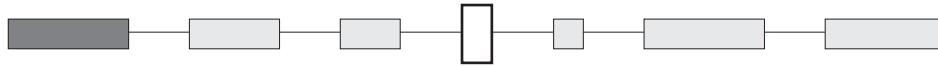
- Blank Standard plunger for $\varnothing 6,35$ (1/4) bushing
- 4 4 mm (.157) long plunger for $\varnothing 11,9$ (15/32) bushing (X768 option)
- 9 9 mm (.354) long plunger for $\varnothing 11,9$ (15/32) bushing (X768 option)



13000 series

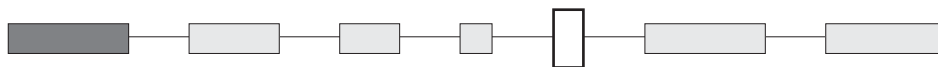
Professional quick-break momentary pushbutton switches

FINISH



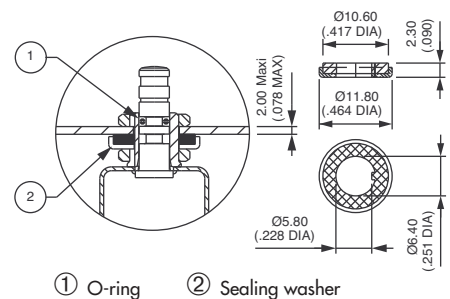
- Blank** Bright chrome finish
- G** Black finish on bushing, actuator and hardware

SEALING

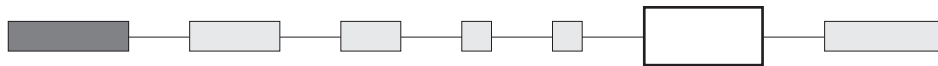


- K** Front panel sealing by one O-ring and sealing washer. Protects the switch against water and dust. Panel seal withstands 1 bar pressure and remains sealed even when switch is operated.

Reinforced sealing : see X640 under "Special options".



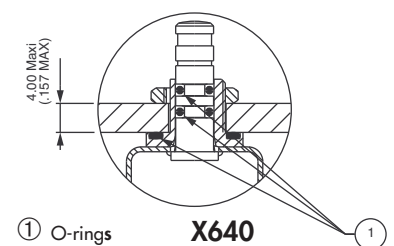
SPECIAL OPTIONS



- X640** Front panel sealing by three O-rings. Flatted bush for precise orientation. Protects the switch against water and dust. Panel seal withstands 1 bar pressure and remains sealed even when switch is operated.

Available on models with Ø 6,35 (1/4) bushing only.

- X935** C-ring on plunger for positive stop



13000 series

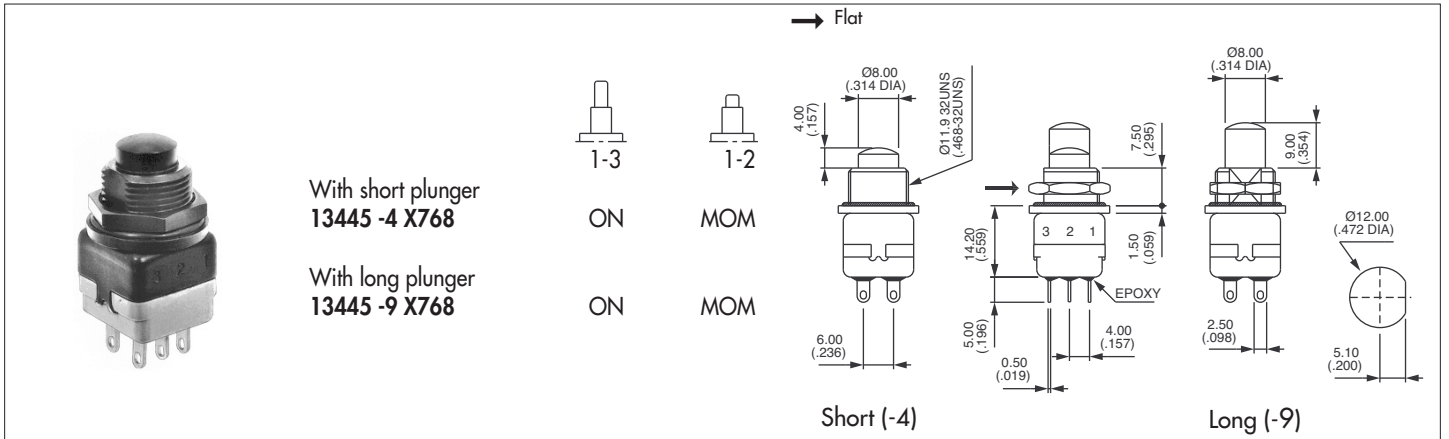
Professional quick-break momentary pushbutton switches



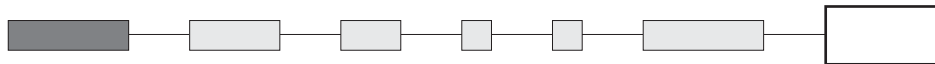
B2

X768 Sealed switch with $\varnothing 11,9$ (15/32) flatted bushing. Chrome plated actuator. Solder lug terminals, double pole. Contact and finish options available.

Security cap for this model : see section I.



AGENCY APPROVALS



UL

CECC CECC 96401-001

Availability :

UL : all models with silver or gold plated silver contacts
 CECC : consult factory for details of approved models.

Marking : to order switches marked UL or CECC, please complete above box with desired approval.
 Blank : no agency approval required.

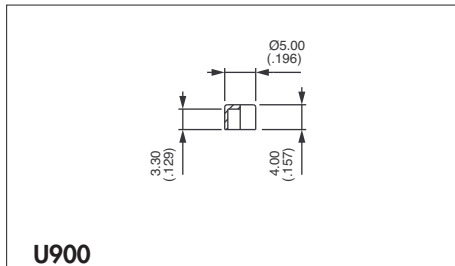


13000 series

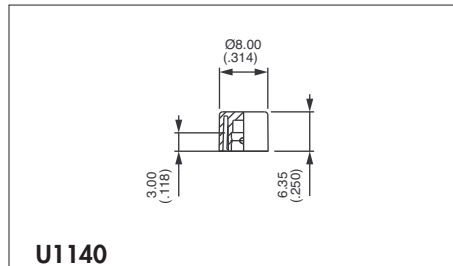
Professional quick-break momentary pushbutton switches

CAPS

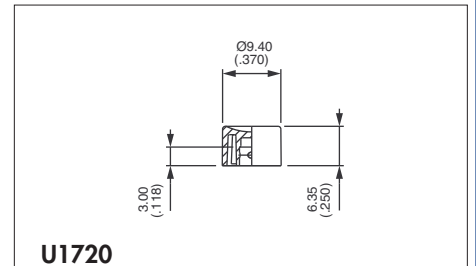
Order separately.



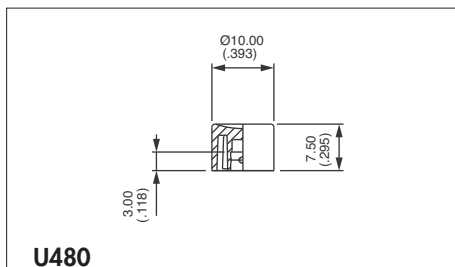
U900



U1140

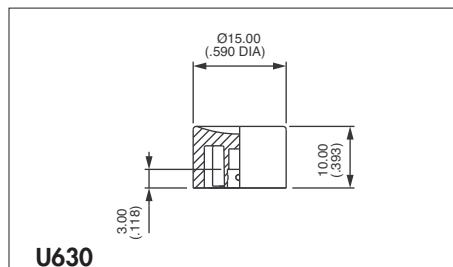


U1720

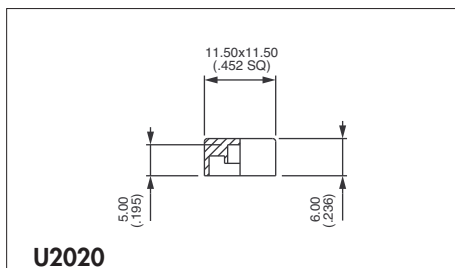


U480

Standard

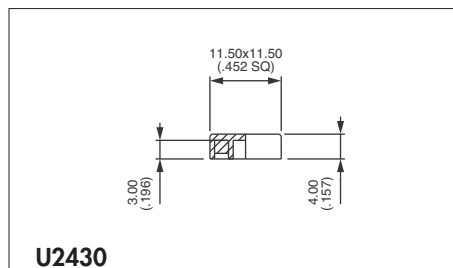


U630



U2020

Square



U2430

Square



For models with Ø 6,35 (1/4) bushing only.

Cap colours

Replace last "0" by number

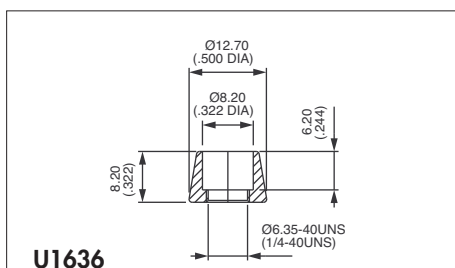
- 1 blue
- 1/4 dark blue
- 2 black
- 3 green
- 4 grey
- 5 yellow
- 6 red
- 7 ivory
- 7/1 white
- 9 orange

DRESS NUTS

Chrome plated

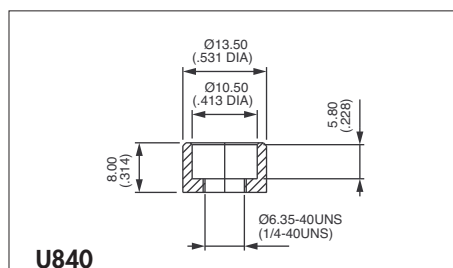


For models with Ø 6,35 (1/4) bushing only.



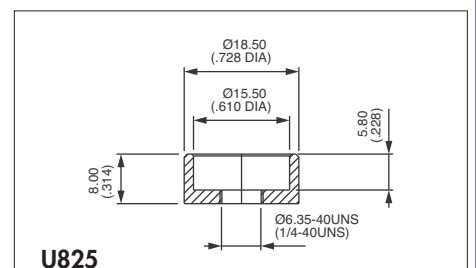
U1636

For cap U1140



U840

For cap U480



U825

For cap U630

Dress nuts are to be ordered separately.